














For more details on each company's assessment, please see corresponding [Guide to Greener Electronics 2017 Company Report Card](#).

Overall Grades		ENERGY	RESOURCES	CHEMICALS
FAIRPHONE	B	B	A-	B-
	B-	A-	C	B
	C+	C+	B-	C+
	C+	B	B-	C+
	C-	C	C	D
	C-	D+	D+	C
	D+	C-	C-	D
	D+	D	C-	D+
SONY	D+	C-	C-	D
	D+	C-	D	C-
HUAWEI	D	D	D+	D
	D	D	D	D+
SAMSUNG	D-	D	D	D-
	F	D	D-	F
	F	F	F	F
	F	F	F	F
	F	F	F	F